



Round 1 : February 25 - 27

Phillip Island GP Circuit



MICHELIN

ASBK.COM.AU f t i y

MICHELIN SUPERSPORT CHAMPIONSHIP

Qualifying 1

Date: 26/02/22
 Event: Q02
 Weather: Partly cloudy - Temp: 20.4C
 Track: Dry - Temp: 22.5C

Started at: 09:25:05
 Laps: 25 Min
 Starters: 20
 Printed at: 10:04

PROVISIONAL CLASSIFICATION

Pos	No	Name	Machine	Fastest Lap	On Lap	Behind Leader	Behind Prev	Top Speed
1	81	Senna AGIUS (NSW) / JMT Civil / ELF / MIE Racing	Honda CBR RR	1:35.511	7 of 11			254
2	26	Tom EDWARDS (NSW) / Bikebiz / Powerfone / Inglis Plumbing	Yamaha YZF-R6	1:35.694	12 of 12	.183	.183	262
3	44	Tom BRAMICH (VIC) / Apex / The Bare Bird / Nolan	Yamaha YZF-R6	1:36.341	8 of 9	.830	.647	258
4	85	Ty LYNCH (SA) / Russell Phillips M-sports / 727 Moto / Adelaide M-cycle Recovery / YRD	Yamaha YZF-R6	1:37.195	3 of 9	1.684	.854	252
5	42	Jack PASSFIELD (NSW) / Stay Upright Rider Training / MCC Security / GASD Suspension / Dmoto / KYT	Yamaha YZF-R6	1:37.365	5 of 11	1.854	.170	250
6	45	Ollly SIMPSON (SA) / Simpson Crash / Simpson Signs / Yamaha YRD	Yamaha YZF-R6	1:37.406	6 of 10	1.895	.041	249
7	86	Dallas SKEER (SA) / Penrite / YRD / Pirelli / Nolan / MSA / Stef's Transport / Barry Francis M-cycles	Yamaha YZF-R6	1:37.410	13 of 13	1.899	.004	254
8	28	Jack HYDE (NSW) / YRD / Yamaha Australia	Yamaha YZF-R6	1:38.117	3 of 5	2.606	.707	253
9	308	John LYTRAS (QLD) / SOL Invictus / Caboolture Yamaha / Peregrine / AGV / TCX / Pirelli / RK / Motul	Yamaha YZF-R6	1:38.291	3 of 10	2.780	.174	253
10	39	Scott NICHOLSON (VIC) / Traction Control Motorsport	Yamaha YZF-R6	1:38.503	4 of 9	2.992	.212	253
11	74	Timothy LARGE (VIC) / Race Center / The Grinning Dingo	Yamaha YZF-R6	1:38.733	9 of 9	3.222	.230	254
12	31	John QUINN (VIC) / IRT M-sport / SC Project Oceania / Ricondi / Quinn Mechanical Services / Ross Services	Yamaha YZF-R6	1:39.592	9 of 11	4.081	.859	257
13	61	Rhys BELLING (VIC) / LXI Racing / Yamaha Aus / YRD / The Grinning Dingo / RB Building Services	Yamaha YZF-R6	1:39.649	3 of 12	4.138	.057	250
14	59	Tom DRANE (NSW) / Construction Supply Specialists / ICCONS / MD Steel	Yamaha YZF-R6	1:39.744	11 of 14	4.233	.095	257
15	21	Tarbon WALKER / Xpress Racewear / Pirelli / Kawasaki Connection / Anvil Creek	Kawasaki ZX6R	1:39.869	5 of 10	4.358	.125	248
16	10	Noel MAHON (VIC) / IRT M-sports / Aark Suspension & Tuning / Ricondi / Quinn Mechanical	Yamaha YZF-R6	1:39.947	13 of 13	4.436	.078	247
17	58	Mitch KUHNE (QLD) / Shark Leathers / Phresh Ink / Nolan / X-Lite Helmets / Liqui Moly / Pirelli	Yamaha YZF-R6	1:40.063	6 of 11	4.552	.116	253
18	88	Luke SANDERS (VIC) / Race Center / Snoop Media	Yamaha YZF-R6	1:40.237	7 of 12	4.726	.174	254
19	54	Brendan WILSON (VIC) / Stainless Steel Projects / DeWith Motorsport	Yamaha YZF-R6	1:40.788	7 of 8	5.277	.551	246
20	95	Harley SIDE (VIC) / Race Center	Yamaha YZF-R6	1:41.060	13 of 13	5.549	.272	251

Current qualifying record for SS class - 1:35.330 by Mark CHIODO (VIC) on a Triumph Daytona set on 07/10/17

*** Indicative qualifying time - 1:46.972 ***

The results are provisional until the end of the time limit for protests and appeals.

Scott Laing
 Chief Timekeeper - Scott Laing

Tom Williams
 Race Director - Tom Williams



www.computime.com.au
COMPUTIME RACE TIMING SYSTEMS PTY LTD





Round 1 : February 25 - 27

Phillip Island GP Circuit



MICHELIN

MICHELIN SUPERSPORT CHAMPIONSHIP

Qualifying 1



ASBK.COM.AU f t i y

Date: 26/02/22
 Event: Q02
 Weather: Partly cloudy - Temp: 20.4C
 Track: Dry - Temp: 22.5C

Started at: 09:25:05
 Laps: 25 Min
 Starters: 20
 Printed at: 10:04

PROVISIONAL LAP TIMES

No	Name	Lap 1	Lap 2	Lap 3	Lap 4	Lap 5	Lap 6	Lap 7	Lap 8	Lap 9	Lap 10
10	Noel MAHON (VIC)	1:48.207	1:42.600	1:42.624	1:41.463	1:40.579	4:18.127	1:46.217	1:41.296	1:40.444	1:41.504
		10	1:40.212	1:40.334	1:39.947						
21	Tarboon WALKER	1:51.795	1:41.634	1:40.155	1:40.115	1:39.869	3:41.411	1:45.950	1:41.669	1:40.897	1:40.940
26	Tom EDWARDS (NSW)	1:44.913	1:36.913	1:36.009	1:52.756	1:36.314	6:24.719	1:46.139	1:42.869	1:36.163	1:35.778
		10	1:39.376	1:35.694							
28	Jack HYDE (NSW)	1:50.383	1:39.416	1:38.117	17:28.428	2:03.108					
31	John QUINN (VIC)	1:49.850	1:42.752	1:40.515	1:41.449	1:39.916	6:05.137	1:44.485	1:40.070	1:39.592	3:00.493
		10	1:44.856								
39	Scott NICHOLSON (VIC)	1:52.437	1:39.808	1:46.200	1:38.503	7:55.861	2:09.869	1:42.396	1:38.644	1:38.753	
42	Jack PASSFIELD (NSW)	1:44.915	1:38.593	2:24.474	1:40.787	1:37.365	1:38.667	6:33.216	1:43.597	1:39.279	1:39.426
		10	1:37.758								
44	Tom BRAMICH (VIC)	1:43.485	1:36.649	1:44.267	1:36.538	1:52.747	9:25.266	1:44.661	1:36.341	1:36.860	
45	Olly SIMPSON (SA)	1:41.454	1:38.521	1:37.473	1:37.536	1:37.543	1:37.406	5:32.083	1:43.305	1:37.975	1:37.702
54	Brendan WILSON (VIC)	1:49.439	1:43.048	1:42.686	1:41.655	1:41.072	1:41.074	1:40.788	3:46.593		
58	Mitch KUHNE (QLD)	1:48.820	1:42.287	1:41.831	1:41.113	1:40.130	1:40.063	1:40.792	1:40.479	6:31.189	1:46.437
		10	1:41.826								
59	Tom DRANE (NSW)	1:49.847	1:43.053	1:40.964	1:40.674	1:40.565	1:46.772	1:40.173	1:41.226	1:39.960	1:42.381
		10	1:39.744	1:39.767	1:39.796	1:40.771					
61	Rhys BELLING (VIC)	1:47.642	1:41.213	1:39.649	1:42.017	1:39.700	4:19.985	1:49.725	1:40.941	3:40.622	1:48.194
		10	1:41.248	1:41.427							
74	Timothy LARGE (VIC)	1:43.250	1:39.646	1:39.437	1:39.979	1:39.436	1:39.780	8:19.844	1:51.617	1:38.733	
81	Senna AGIUS (NSW)	1:40.841	1:36.625	1:36.031	1:35.727	3:04.059	1:41.005	1:35.511	1:35.677	1:35.759	1:40.532
		10	1:35.926								
85	Ty LYNCH (SA)	1:42.824	1:38.199	1:37.195	1:37.378	3:24.435	1:41.994	9:12.651	1:43.147	1:38.338	
86	Dallas SKEER (SA)	1:45.288	1:39.768	1:39.491	1:38.981	4:46.694	1:45.057	1:38.487	1:38.142	1:37.713	1:40.132
		10	1:37.719	1:37.832	1:37.410						
88	Luke SANDERS (VIC)	1:44.694	1:41.279	1:40.750	1:40.975	1:40.567	1:48.177	1:40.237	6:21.887	1:45.430	1:40.822
		10	1:41.274	1:42.208							
95	Harley SIDE (VIC)	1:44.952	1:41.419	1:41.383	1:41.213	1:41.160	2:04.291	1:42.069	1:41.333	1:41.479	4:51.927
		10	1:45.073	1:41.499	1:41.060						
308	John LYTRAS (QLD)	1:45.947	1:39.205	1:38.291	4:59.400	1:57.815	1:39.673	1:40.969	1:38.358	3:50.325	1:50.837

*** Indicative qualifying time - 1:46.972 ***

The results are provisional until the end of the time limit for protests and appeals.

Scott Laing
 Chief Timekeeper - Scott Laing

Tom Williams
 Race Director - Tom Williams



www.computime.com.au
 COMPUTIME RACE TIMING SYSTEMS PTY LTD





Round 1 : February 25 - 27

Phillip Island GP Circuit



MICHELIN

MICHELIN SUPERSPORT CHAMPIONSHIP



ASBK.COM.AU f t i y

Date: 26/02/22
 Event: Q02
 Weather: Partly cloudy - Temp: 20.4C
 Track: Dry - Temp: 22.5C

Qualifying 1

Started at: 09:25:05
 Laps: 25 Min
 Starters: 20
 Printed at: 10:04

PROVISIONAL SPLIT TIMES

Lap	Split 1	Split 2	Split 3	Split 4	Lap Time	Spd	Lap	Split 1	Split 2	Split 3	Split 4	Lap Time	Spd
10 Noel MAHON (VIC) (16th)							4	24.325	29.816	19.063	16:15.224	17:28.428	252
1	28.366	31.126	20.085	28.630	1:48.207 P		5	39.570	33.063	19.887	30.588	2:03.108 P	
2	24.942	29.712	19.492	28.454	1:42.600	245	31 John QUINN (VIC) (12th)						
3	24.992	30.039	19.513	28.080	1:42.624	237	1	28.594	31.489	20.179	29.588	1:49.850 P	
4	24.507	29.848	19.099	28.009	1:41.463	244	2	25.036	29.785	19.050	28.881	1:42.752	244
5	24.324	29.259	18.969	28.027	1:40.579	243	3	24.205	28.947	19.379	27.984	1:40.515	248
6	24.076	29.240	20.155	3:04.656	4:18.127	244	4	24.608	29.420	18.911	28.510	1:41.449	248
7	28.340	30.423	19.458	27.996	1:46.217 P		5	24.086	28.964	18.981	27.885	1:39.916	252
8	24.375	29.381	19.361	28.179	1:41.296	243	6	24.252	29.278	19.379	4:52.228	6:05.137	245
9	24.215	29.040	19.207	27.982	1:40.444	242	7	27.282	29.959	18.972	28.272	1:44.485 P	
10	24.444	29.882	19.069	28.109	1:41.504	242	8	24.206	28.945	18.763	28.156	1:40.070	257
11	24.131	29.069	19.132	27.880	1:40.212	244	9	24.007	28.789	18.853	27.943	1:39.592	245
12	24.060	28.939	19.199	28.136	1:40.334	244	10	24.207	29.757	19.114	1:47.415	3:00.493	251
13	23.810	28.902	19.041	28.194	1:39.947	247	11	26.865	30.363	19.190	28.438	1:44.856 P	
21 Tarbon WALKER (15th)							39 Scott NICHOLSON (VIC) (10th)						
1	31.461	31.898	20.092	28.344	1:51.795 P		1	27.805	37.650	19.172	27.810	1:52.437 P	
2	24.743	29.729	18.994	28.168	1:41.634	246	2	24.273	28.766	18.992	27.777	1:39.808	250
3	24.266	29.131	18.833	27.925	1:40.155	248	3	23.930	34.934	19.107	28.229	1:46.200	251
4	24.077	28.891	18.919	28.228	1:40.115	247	4	23.786	28.522	18.655	27.540	1:38.503	253
5	24.098	28.905	18.905	27.961	1:39.869	247	5	23.995	30.302	19.238	6:42.326	7:55.861	250
6	23.907	28.910	19.056	2:29.538	3:41.411	247	6	26.520	29.071	18.842	55.436	2:09.869 P	
7	28.790	29.785	19.048	28.327	1:45.950 P		7	24.125	31.552	19.088	27.631	1:42.396	249
8	24.284	29.954	19.173	28.258	1:41.669	247	8	23.969	28.435	18.690	27.550	1:38.644	249
9	24.180	29.152	19.228	28.337	1:40.897	247	9	24.000	28.386	18.704	27.663	1:38.753	251
10	24.533	29.147	18.971	28.289	1:40.940	237	42 Jack PASSFIELD (NSW) (5th)						
26 Tom EDWARDS (NSW) (2nd)							1	26.876	30.509	19.451	28.079	1:44.915 P	
1	27.401	30.346	19.242	27.924	1:44.913 P		2	23.680	28.431	18.538	27.944	1:38.593	248
2	23.270	27.948	18.591	27.104	1:36.913	258	3	23.589	28.605	19.301	1:12.979	2:24.474	250
3	23.107	27.848	18.172	26.882	1:36.009	259	4	25.830	28.828	18.787	27.342	1:40.787 P	
4	23.671	42.544	19.026	27.515	1:52.756	257	5	23.428	28.163	18.466	27.308	1:37.365	249
5	23.050	28.055	18.295	26.914	1:36.314	257	6	23.580	28.647	18.865	27.575	1:38.667	248
6	23.430	28.639	18.795	5:13.855	6:24.719	258	7	23.490	28.157	18.546	5:23.023	6:33.216	247
7	28.845	29.901	19.245	28.148	1:46.139 P		8	27.497	29.282	19.045	27.773	1:43.597 P	
8	23.178	27.834	18.589	33.268	1:42.869	258	9	23.482	28.383	18.643	28.771	1:39.279	247
9	22.876	27.865	18.281	27.141	1:36.163	258	10	24.396	28.763	18.786	27.481	1:39.426	234
10	22.915	27.801	18.189	26.873	1:35.778	260	11	23.559	28.169	18.548	27.482	1:37.758	246
11	23.268	29.040	19.382	27.686	1:39.376	262	44 Tom BRAMICH (VIC) (3rd)						
12	22.816	27.814	18.091	26.973	1:35.694	260	1	27.122	29.973	18.762	27.628	1:43.485 P	
28 Jack HYDE (NSW) (8th)							2	23.300	28.133	18.274	26.942	1:36.649	255
1	31.785	30.653	19.488	28.457	1:50.383 P		3	23.546	30.630	19.010	31.081	1:44.267	257
2	24.238	29.002	18.563	27.613	1:39.416	252	4	23.120	27.994	18.155	27.269	1:36.538	255
3	23.544	28.489	18.592	27.492	1:38.117	253							

Scott Laing
 Chief Timekeeper - Scott Laing

Tom Williams
 Race Director - Tom Williams





Round 1 : February 25 - 27

Phillip Island GP Circuit



MICHELIN

MICHELIN SUPERSPORT CHAMPIONSHIP



ASBK.COM.AU f t i y

Qualifying 1

Date: 26/02/22
 Event: Q02
 Weather: Partly cloudy - Temp: 20.4C
 Track: Dry - Temp: 22.5C

Started at: 09:25:05
 Laps: 25 Min
 Starters: 20
 Printed at: 10:04

PROVISIONAL SPLIT TIMES

Lap	Split 1	Split 2	Split 3	Split 4	Lap Time	Spd	Lap	Split 1	Split 2	Split 3	Split 4	Lap Time	Spd
5	23.209	43.286	18.914	27.338	1:52.747	255	4	24.334	28.908	19.397	28.035	1:40.674	255
6	23.567	29.589	19.257	8:12.853	9:25.266	258	5	24.415	29.038	19.202	27.910	1:40.565	254
7	29.176	29.254	18.623	27.608	1:44.661 P		6	24.635	31.637	20.705	29.795	1:46.772	254
8	23.071	27.979	18.174	27.117	1:36.341	254	7	24.135	28.768	19.125	28.145	1:40.173	254
9	23.097	28.072	18.272	27.419	1:36.860	254	8	24.241	28.753	19.106	29.126	1:41.226	254
							9	24.175	28.756	19.160	27.869	1:39.960	254
							10	24.319	30.129	19.632	28.301	1:42.381	257
45 Oily SIMPSON (SA) (6th)							11	23.937	28.766	18.981	28.060	1:39.744	256
1	25.654	29.175	18.898	27.727	1:41.454 P		12	23.960	28.913	19.035	27.859	1:39.767	256
2	23.602	28.570	18.878	27.471	1:38.521	247	13	24.101	28.856	19.120	27.719	1:39.796	255
3	23.448	28.365	18.350	27.310	1:37.473	249	14	24.393	29.737	18.974	27.667	1:40.771	255
4	23.482	28.269	18.372	27.413	1:37.536	249							
5	23.226	28.375	18.409	27.533	1:37.543	249							
6	23.276	28.307	18.517	27.306	1:37.406	248	61 Rhys BELLING (VIC) (13th)						
7	23.397	28.718	20.329	4:19.639	5:32.083	248	1	28.287	30.779	20.105	28.471	1:47.642 P	
8	26.935	29.697	18.846	27.827	1:43.305 P		2	24.181	29.220	19.569	28.243	1:41.213	248
9	23.601	28.362	18.494	27.518	1:37.975	248	3	24.002	28.790	18.915	27.942	1:39.649	245
10	23.398	28.235	18.571	27.498	1:37.702	248	4	24.510	29.448	19.665	28.394	1:42.017	248
							5	24.084	28.841	19.055	27.720	1:39.700	245
54 Brendan WILSON (VIC) (19th)							6	24.512	31.337	19.594	3:04.542	4:19.985	250
1	28.282	31.217	20.211	29.729	1:49.439 P		7	29.087	32.070	19.529	29.039	1:49.725 P	
2	25.284	30.029	19.264	28.471	1:43.048	237	8	24.240	29.127	19.069	28.505	1:40.941	248
3	24.798	30.173	19.362	28.353	1:42.686	246	9	24.800	29.151	19.156	2:27.515	3:40.622	242
4	24.700	29.607	19.274	28.074	1:41.655	243	10	29.064	30.920	19.837	28.373	1:48.194 P	
5	24.455	29.404	19.212	28.001	1:41.072	244	11	24.414	29.210	19.553	28.071	1:41.248	248
6	24.191	29.708	19.070	28.105	1:41.074	244	12	24.292	29.425	19.165	28.545	1:41.427	249
7	24.380	29.180	18.948	28.280	1:40.788	242							
8	24.727	48.527	19.768	2:13.571	3:46.593	241	74 Timothy LARGE (VIC) (11th)						
							1	26.232	29.500	19.399	28.119	1:43.250 P	
58 Mitch KUHNE (QLD) (17th)							2	24.140	28.825	19.020	27.661	1:39.646	248
1	29.582	30.872	19.922	28.444	1:48.820 P		3	24.045	28.762	18.953	27.677	1:39.437	249
2	24.450	30.048	19.410	28.379	1:42.287	253	4	24.213	28.838	19.169	27.759	1:39.979	248
3	24.946	29.550	19.192	28.143	1:41.831	249	5	24.071	28.848	18.918	27.599	1:39.436	249
4	24.219	29.541	19.109	28.244	1:41.113	250	6	23.970	28.827	19.092	27.891	1:39.780	246
5	23.913	29.198	19.101	27.918	1:40.130	248	7	25.289	7:54.555			8:19.844	247
6	23.918	29.197	18.907	28.041	1:40.063	247	8	26.830	35.956	20.554	28.277	1:51.617 P	
7	24.115	29.140	19.047	28.490	1:40.792	248	9	23.678	28.719	18.793	27.543	1:38.733	254
8	23.998	29.251	18.935	28.295	1:40.479	248							
9	24.594	30.334	19.490	5:16.771	6:31.189	246	81 Senna AGIUS (NSW) (1st)						
10	28.322	30.266	19.331	28.518	1:46.437 P		1	25.926	28.941	18.531	27.443	1:40.841 P	
11	24.179	29.734	19.096	28.817	1:41.826	248	2	23.400	27.933	18.187	27.105	1:36.625	252
							3	23.118	27.667	18.115	27.131	1:36.031	254
59 Tom DRANE (NSW) (14th)							4	23.090	27.658	18.131	26.848	1:35.727	252
1	29.183	31.369	20.566	28.729	1:49.847 P		5	23.009	28.385	18.741	1:53.924	3:04.059	252
2	24.780	29.429	19.263	29.581	1:43.053	256	6	26.159	28.600	18.544	27.702	1:41.005 P	
3	24.451	29.103	19.201	28.209	1:40.964	257	7	23.013	27.568	18.072	26.858	1:35.511	251

Scott Laing
 Chief Timekeeper - Scott Laing

Tom Williams
 Race Director - Tom Williams





Round 1 : February 25 - 27

Phillip Island GP Circuit



MICHELIN

MICHELIN SUPERSPORT CHAMPIONSHIP

Qualifying 1



ASBK.COM.AU f t i y

Date: 26/02/22
 Event: Q02
 Weather: Partly cloudy - Temp: 20.4C
 Track: Dry - Temp: 22.5C

Started at: 09:25:05
 Laps: 25 Min
 Starters: 20
 Printed at: 10:04

PROVISIONAL SPLIT TIMES

Lap	Split 1	Split 2	Split 3	Split 4	Lap Time	Spd	Lap	Split 1	Split 2	Split 3	Split 4	Lap Time	Spd
8	22.955	27.519	18.142	27.061	1:35.677	252	6	24.282	36.331	19.250	28.314	1:48.177	249
9	22.945	27.682	18.229	26.903	1:35.759	252	7	24.153	28.857	19.021	28.206	1:40.237	249
10	23.097	29.784	19.470	28.181	1:40.532	254	8	24.370	28.613	19.131	5:09.773	6:21.887	247
11	23.081	27.760	18.077	27.008	1:35.926	251	9	28.623	29.680	19.093	28.034	1:45.430 P	
85 Ty LYNCH (SA) (4th)							10	24.105	29.172	19.059	28.486	1:40.822	254
1	26.860	29.091	18.987	27.886	1:42.824 P		11	24.321	29.166	19.337	28.450	1:41.274	251
2	23.738	28.322	18.598	27.541	1:38.199	250	12	24.277	29.062	19.564	29.305	1:42.208	252
3	23.389	28.101	18.422	27.283	1:37.195	252	95 Harley SIDE (VIC) (20th)						
4	23.310	28.281	18.365	27.422	1:37.378	251	1	26.382	30.290	19.664	28.616	1:44.952 P	
5	23.509	28.746	18.843	2:13.337	3:24.435	249	2	24.462	29.446	19.143	28.368	1:41.419	251
6	26.905	28.586	18.788	27.715	1:41.994 P		3	24.309	29.295	19.333	28.446	1:41.383	248
7	23.638	28.202	18.682	8:02.129	9:12.651	249	4	24.293	29.354	19.350	28.216	1:41.213	245
8	28.191	28.764	18.681	27.511	1:43.147 P		5	24.368	29.353	19.136	28.303	1:41.160	247
9	23.495	28.439	18.728	27.676	1:38.338	249	6	24.313	29.157	19.193	51.628	2:04.291	247
86 Dallas SKEER (SA) (7th)							7	24.889	29.285	19.389	28.506	1:42.069	239
1	27.548	30.222	19.337	28.181	1:45.288 P		8	24.423	29.309	19.262	28.339	1:41.333	244
2	24.011	28.892	18.904	27.961	1:39.768	251	9	24.259	29.255	19.232	28.733	1:41.479	245
3	23.732	28.831	18.936	27.992	1:39.491	250	10	24.675	29.410	19.901	3:37.941	4:51.927	245
4	23.724	28.677	18.694	27.886	1:38.981	247	11	26.877	30.378	19.549	28.269	1:45.073 P	
5	24.400	35.359	19.339	3:27.596	4:46.694	250	12	24.280	29.214	19.399	28.606	1:41.499	245
6	28.094	29.779	19.060	28.124	1:45.057 P		13	24.354	29.241	19.077	28.388	1:41.060	245
7	23.759	28.380	18.502	27.846	1:38.487	248	308 John LYTRAS (QLD) (9th)						
8	23.520	28.341	18.514	27.767	1:38.142	249	1	30.005	29.263	19.178	27.501	1:45.947 P	
9	23.427	28.556	18.471	27.259	1:37.713	251	2	23.985	28.572	19.098	27.550	1:39.205	244
10	23.934	29.662	18.740	27.796	1:40.132	254	3	23.744	28.348	18.886	27.313	1:38.291	244
11	23.512	28.285	18.513	27.409	1:37.719	249	4	23.717	28.935	19.373	3:47.375	4:59.400	245
12	23.441	28.584	18.417	27.390	1:37.832	249	5	28.372	42.217	19.267	27.959	1:57.815 P	
13	23.226	28.162	18.497	27.525	1:37.410	249	6	23.959	28.592	19.102	28.020	1:39.673	244
88 Luke SANDERS (VIC) (18th)							7	24.788	29.211	19.499	27.471	1:40.969	253
1	26.958	29.541	19.571	28.624	1:44.694 P		8	23.756	28.316	18.869	27.417	1:38.358	244
2	24.421	29.142	19.165	28.551	1:41.279	248	9	27.130	30.715	19.403	2:33.077	3:50.325	243
3	24.280	28.911	19.294	28.265	1:40.750	248	10	28.453	34.234	19.865	28.285	1:50.837 P	
4	24.376	28.993	19.389	28.217	1:40.975	248							
5	24.224	29.040	19.076	28.227	1:40.567	248							

*** Indicative qualifying time - 1:46.972 ***

The results are provisional until the end of the time limit for protests and appeals.

Scott Laing
 Chief Timekeeper - Scott Laing

Tom Williams
 Race Director - Tom Williams



www.computime.com.au
 COMPUTIME RACE TIMING SYSTEMS PTY LTD





Round 1 : February 25 - 27

Phillip Island GP Circuit



MICHELIN

MICHELIN SUPERSPORT CHAMPIONSHIP

Qualifying 1



ASBK.COM.AU f t i y

Date: 26/02/22
Event: Q02
Weather: Partly cloudy - Temp: 20.4C
Track: Dry - Temp: 22.5C

Started at: 09:25:05
Laps: 25 Min
Starters: 20
Printed at: 10:04

PROVISIONAL FASTEST LAPS SEQUENCE

Race Time	No	Name	Machine	Fastest Lap	On Lap
1:58.772	81	Senna AGIUS (NSW)	Honda CBR RR	1:40.841	1
3:35.397	81	Senna AGIUS (NSW)	Honda CBR RR	1:36.625	2
5:11.428	81	Senna AGIUS (NSW)	Honda CBR RR	1:36.031	3
5:36.161	26	Tom EDWARDS (NSW)	Yamaha YZF-R6	1:36.009	3
6:47.155	81	Senna AGIUS (NSW)	Honda CBR RR	1:35.727	4
13:07.730	81	Senna AGIUS (NSW)	Honda CBR RR	1:35.511	7

*** Indicative qualifying time - 1:46.972 ***

The results are provisional until the end of the time limit for protests and appeals.

Chief Timekeeper - Scott Laing

Race Director - Tom Williams



www.computime.com.au
COMPUTIME RACE TIMING SYSTEMS PTY LTD





Round 1 : February 25 - 27

Phillip Island GP Circuit



MICHELIN

MICHELIN SUPERSPORT CHAMPIONSHIP

Qualifying 1



ASBK.COM.AU f t i y

Date: 26/02/22
 Event: Q02
 Weather: Partly cloudy - Temp: 20.4C
 Track: Dry - Temp: 22.5C

Started at: 09:25:05
 Laps: 25 Min
 Starters: 20
 Printed at: 10:04

PROVISIONAL BEST PARTIAL TIMES

Pos	Split 1		Split 2		Split 3		Split 4		LAP		Ideal	Fastest
	Name	Time	Name	Time	Name	Time	Name	Time	Name	Time		
1	T. EDWARDS	22.816	S. AGIUS	27.519	S. AGIUS	18.072	S. AGIUS	26.848	S. AGIUS	1:35.384	1:35.511	
2	S. AGIUS	22.945	T. EDWARDS	27.801	T. EDWARDS	18.091	T. EDWARDS	26.873	T. EDWARDS	1:35.581	1:35.694	
3	T. BRAMICH	23.071	T. BRAMICH	27.979	T. BRAMICH	18.155	T. BRAMICH	26.942	T. BRAMICH	1:36.147	1:36.341	
4	D. SKEER	23.226	T. LYNCH	28.101	O. SIMPSON	18.350	D. SKEER	27.259	T. LYNCH	1:37.059	1:37.195	
5	O. SIMPSON	23.226	J. PASSFIELD	28.157	T. LYNCH	18.365	T. LYNCH	27.283	D. SKEER	1:37.064	1:37.410	
6	T. LYNCH	23.310	D. SKEER	28.162	D. SKEER	18.417	O. SIMPSON	27.306	O. SIMPSON	1:37.117	1:37.406	
7	J. PASSFIELD	23.428	O. SIMPSON	28.235	J. PASSFIELD	18.466	J. PASSFIELD	27.308	J. PASSFIELD	1:37.359	1:37.365	
8	J. HYDE	23.544	J. LYTRAS	28.316	J. HYDE	18.563	J. LYTRAS	27.313	J. HYDE	1:38.088	1:38.117	
9	T. LARGE	23.678	S. NICHOLSO	28.386	S. NICHOLSO	18.655	J. HYDE	27.492	J. LYTRAS	1:38.215	1:38.291	
10	J. LYTRAS	23.717	J. HYDE	28.489	J. QUINN	18.763	S. NICHOLSO	27.540	S. NICHOLSO	1:38.367	1:38.503	
11	S. NICHOLSO	23.786	L. SANDERS	28.613	T. LARGE	18.793	T. LARGE	27.543	T. LARGE	1:38.733	1:38.733	
12	N. MAHON	23.810	T. LARGE	28.719	T. WALKER	18.833	T. DRANE	27.667	T. DRANE	1:39.292	1:39.744	
13	T. DRANE	23.898	T. DRANE	28.753	J. LYTRAS	18.869	R. BELLING	27.720	R. BELLING	1:39.427	1:39.649	
14	T. WALKER	23.907	J. QUINN	28.789	M. KUHNE	18.907	N. MAHON	27.880	J. QUINN	1:39.444	1:39.592	
15	M. KUHNE	23.913	R. BELLING	28.790	R. BELLING	18.915	J. QUINN	27.885	T. WALKER	1:39.556	1:39.869	
16	R. BELLING	24.002	T. WALKER	28.891	B. WILSON	18.948	M. KUHNE	27.918	N. MAHON	1:39.561	1:39.947	
17	J. QUINN	24.007	N. MAHON	28.902	N. MAHON	18.969	T. WALKER	27.925	L. SANDERS	1:39.773	1:40.237	
18	L. SANDERS	24.105	M. KUHNE	29.140	T. DRANE	18.974	B. WILSON	28.001	M. KUHNE	1:39.878	1:40.063	
19	B. WILSON	24.191	H. SIDE	29.157	L. SANDERS	19.021	L. SANDERS	28.034	B. WILSON	1:40.320	1:40.788	
20	H. SIDE	24.259	B. WILSON	29.180	H. SIDE	19.077	H. SIDE	28.216	H. SIDE	1:40.709	1:41.060	

*** Indicative qualifying time - 1:46.972 ***

The results are provisional until the end of the time limit for protests and appeals.

Scott Laing
 Chief Timekeeper - Scott Laing

Tom Williams
 Race Director - Tom Williams



www.computime.com.au
 COMPUTIME RACE TIMING SYSTEMS PTY LTD





Round 1 : February 25 - 27





Phillip Island GP Circuit



MICHELIN

MICHELIN SUPERSPORT CHAMPIONSHIP



ASBK.COM.AU    

Date: 26/02/22
Event: Q02
Weather: Partly cloudy - Temp: 20.4C
Track: Dry - Temp: 22.5C

Qualifying 1


Started at: 09:25:05
Laps: 25 Min
Starters: 20
Printed at: 10:04

PROVISIONAL RACE INFORMATION

Time	Description
09:25:05	Event Start
09:35:56	Rider 95 (Harley SIDE) CRASHED TURN 11 - RIDER UP
09:36:16	Rider 95 (Harley SIDE) RESUMED
09:42:56	Track temps: 20.8 (SF - shade) / 24.0 (i1) / 23.7 (i2) / 22.8 (i3)
09:50:04	Chequered Flag
09:53:17	Event Finish

*** Indicative qualifying time - 1:46.972 ***

The results are provisional until the end of the time limit for protests and appeals.


.....
Chief Timekeeper - Scott Laing


.....
Race Director - Tom Williams



www.computime.com.au
COMPUTIME RACE TIMING SYSTEMS PTY LTD

